












To set your scanners to work with Horizon you will need to program your scanners. Scan the following barcodes to program scanners .

1.  SET ALL DEFAULTS	7.  CODABAR - ANY LENGTH
2.  MEDIUM FREQUENCY	8.  ENABLE NOTIS EDITING
3.  MEDIUM VOLUME	9.  SCAN OPTIONS
4.  15 MINUTES	10.  <DATA> <SUFFIX>
5.  BEEP AFTER GOOD DECODE	11.  ENTER
6.  ENABLE CODABAR	Check scan